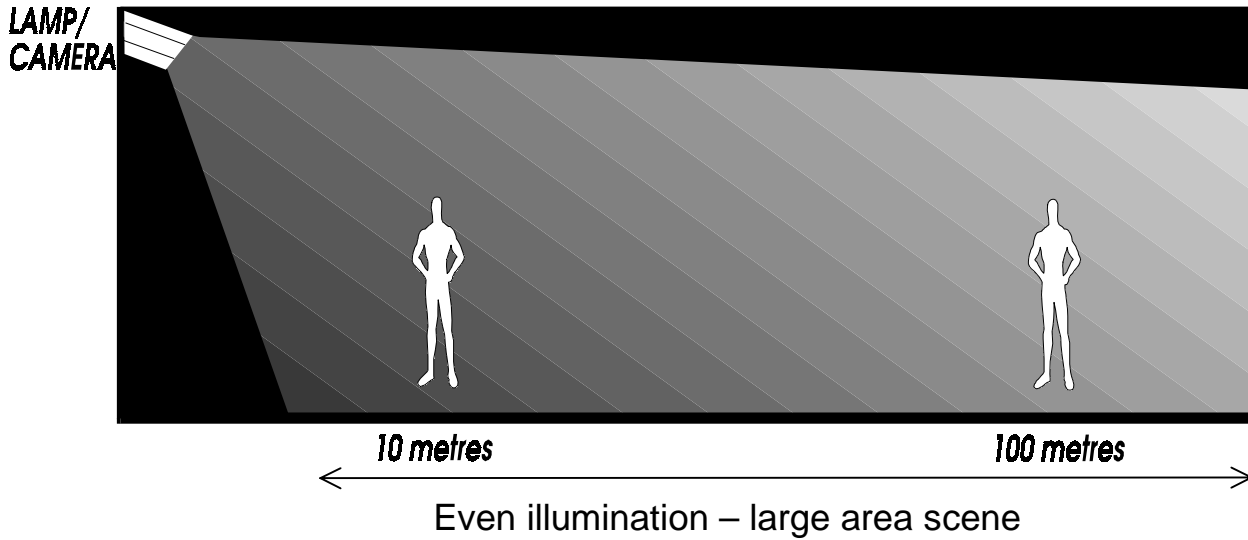



Vertical Beam Distribution



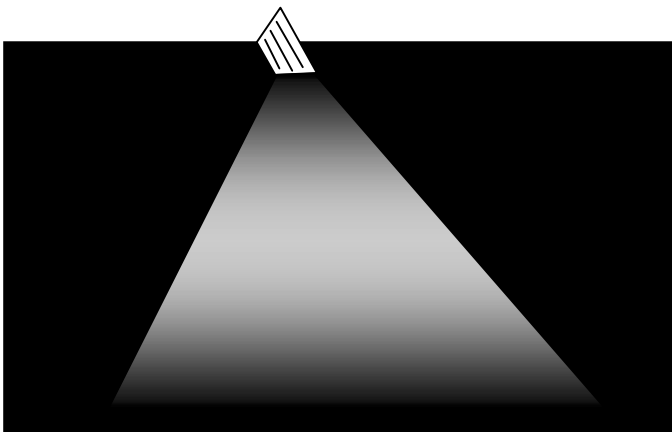
10 & 30 Cosec² Beam



Spot Beam Application



Flood Beam Application



Local – Short Range Illumination

Derwent recommends the use of 10° and 30°. The 10° and 30° cosec beams are designed for even illumination to replace the traditional Spot / Flood combination.

Derwent Uniflood Spot and Flood beam are designed for targets as described here. The Spot and Flood are not intended to be used together as this with traditional IR.

High spec schemes for long distance open scenes often use a live Zoom lens – say 16-160 specify 10° + 10° cosec lamps. For a shorter zoom, say 10 –100 a 10° + 30° is a good twin lamp set up.